

NEWS 2025
ENGLISH

SCHWALBE 



CONTENT

INFO

- 4 Schwalbe CSR
- 6 Schwalbe Recycling System

ACCESSOIRES

- 11 Schwalbe Klik Valve

CITY / TOUR

- 15 Marathon Mondial

CARGO

- 18 Smart Sam Cargo

MTB

- 22 Rick XC Pro
- 24 Johnny Watts LR
- 25 Advancer Hybrid

GRAVEL/ROAD

- 29 G-One Comp
- 31 Schwalbe One 365 TLR

SCHWALBE BRAND RELAUNCH: NEXT STEPS


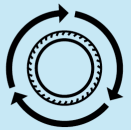







Following the brand relaunch last year, this year's new Schwalbe product innovations will be seen for the first time with a new look at Eurobike 2024. The new labels are also the start of an update of the entire Schwalbe product structure, which will be implemented gradually over the next few years. The aim is to streamline the range overall. To this end, some models will also be merged in the next few years. This should help all customers find the right tire even faster.

IN THE FIRST STEP IN THIS PROCESS, THERE ARE TWO MAJOR INNOVATIONS AT EUROBIKE 2024:

- For the first time, Schwalbe will be using the additional product descriptor title of „Schwalbe PRO“ for the innovations for the 2025 model year. The „Schwalbe PRO“ line defines the tires that stand for extraordinary performance. It replaces the Evolution line, which was previously abbreviated to „Evo“.
- In the future, there will only be the „Schwalbe“ line (formerly Active and Performance Line) and the „Schwalbe PRO“ line.
- Older tires are not yet affected by the change and will only be changed over the next few years.
- For the first time, the abbreviation TLR (Tubeless Ready) will be used uniformly for the new products - the abbreviation TLE will no longer appear. In the future, TLR will be used uniformly for all tires for which we recommend tubeless use for the best performance. The background to this is the new ISO standard, according to which the designation „TLR“ is recommended.



IMPORTANT: The changes only affect this year's new products and will be implemented for all other new developments in the next few years.

SCHWALBE'S KEY CSR TARGETS UNTIL 2025/2030*

 <p>Children</p>	<p>2,900^t Tire recycling</p> 	 <p>Use of recycled materials on all core products</p>	 <p>LCAs for core products</p>
<p>25 Children's Advisory Council projects</p>	<p>15.2 Mio recycled bicycle Inner tubes</p> 	 <p>External auditing in the supply chain</p>	
	<p>55% bis 2030 Scope 1 & 2 emission reductions</p>	 <p>100% BEVs for our headquarters</p>	

*All targets apply to 2025 except for emission reductions by 2030.

BETTER TOGETHER



SCHWALBE

RECYCLING SYSTEM

TUBE RECYCLING



MORE THAN 11 MIO. MILLION RECYCLED TUBES

TIRE RECYCLING

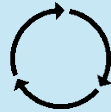


APPROX. 970.000 RECYCLED TIRES

APPROX. 4.806 RETRIEVED BOXES



INNER TUBE RECYCLING



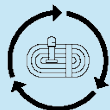
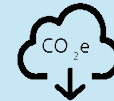
100 % recyclable without loss of quality

Starting material comprises all brands of used bicycle inner tube



Devulcanisation and recovery of butyl rubber at Hung-A

90 % CO₂ saved across all transport routes



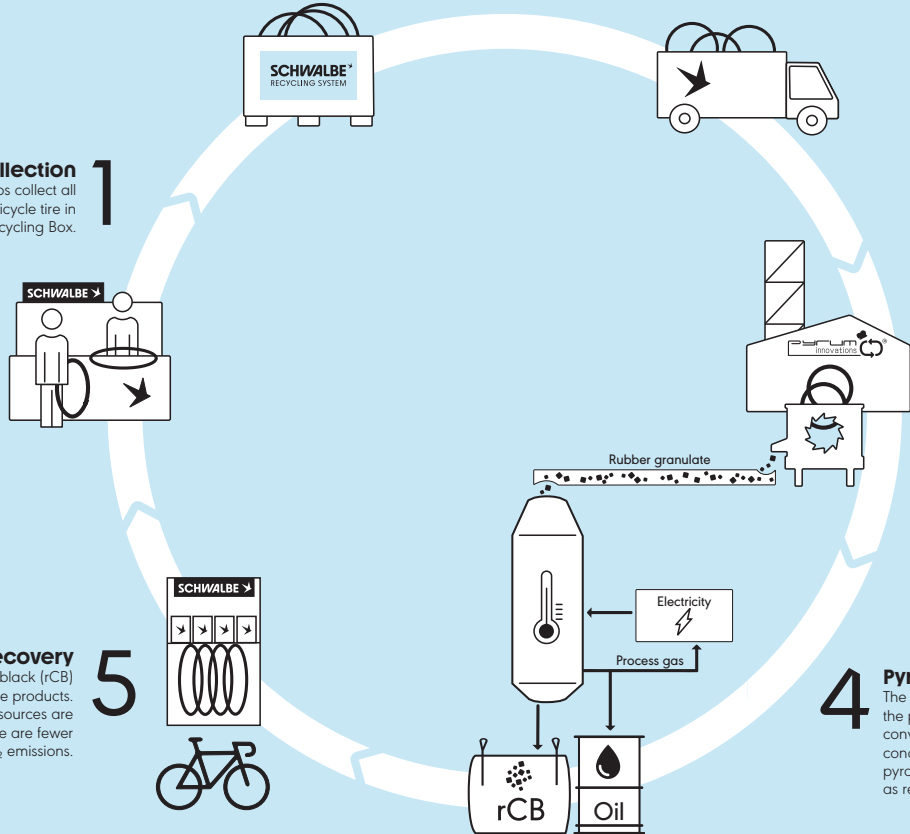
The new inner tube consists of 20 % recycled materials

SCHWALBE Recycling System

The process

2 Transportation
The full boxes are transported from bicycle retailers from all over Germany to our recycling partner Pyrum Innovations AG.

1 Collection
Bicycle shops collect all brands of used bicycle tire in the Schwalbe Recycling Box.



3 Shredding
In the plants at Pyrum Innovations AG the tires are first shredded, with steel and textile fibres separated from the rubber granulate.

4 Pyrolysis
The rubber granulate is fed into the pyrolysis reactor. Here, it is converted into the valuable secondary resources of gas, oil and pyrolysis coke or what is known as recovered carbon black (rCB).

5 Recovery
The recovered carbon black (rCB) is used for new Schwalbe products. Fewer valuable resources are consumed and there are fewer CO₂ emissions.




ACCESSORIES

NEW

SCHWALBE CLIK VALVE

Valve revolution: New Schwalbe CLIK VALVE

- New SCV valve to become the new industry standard in the medium term
- Very simple and intuitive handling - child's play
- Two-finger operation
- Very simple conversion
- One pump for all bikes
- Small pump head also works with children's bikes
- No more bent or broken SV valves
- No wear on the pump head
- No slipping of the pump head, even at high pressure



WINNER

AWARD 2024

SCHWALBE CLIK VALVE

ART. #	ARTICLE	VALVE LENGTH
3530	Tubeless Valve SCV (Set of 2)	40mm
3531	Tubeless Valve SCV (Set of 2)	60mm
3532	Tubeless Valve SCV (Set of 2)	80mm
3540	SV-SCV Conversion Kit (Valve Only)	-
3541	SV-SCV Conversion Kit (Valves with Pump Head)	-
3542	SV-SCV Conversion Kit (Valves with Pump Head Adapter)	-
3543	DV-SCV Conversion Kit (Valves only)	-
3544	DV-SCV Conversion Kit (Valves with Pump Head)	-
3545	DV-SCV Conversion Kit (Valves with Pump Head Adapter)	-

CITY TOUR







NEW

E50

MARATHON MONDIAL

The ultimate travel tire with a modern look

- Very good puncture protection thanks to Double Defence
- Best ratio of durability and performance
- Best compromise between on- and off-road suitability
- Modern tread design incorporates MTB elements
- Folding tires for long expeditions, clincher tyres as an inexpensive alternative for shorter trips



PRO, FOLDING - HS 630

	ETRTO	SIZE	VERSION	SEAL	E-BIKE	COLOUR	ART. #	
●	26"	50-559	26x2.00	V-Guard	Tube	E-50	Black+Reflex	11654483
●	27.5"	57-584	27.5x2.25	V-Guard	Tube	E-50	Black+Reflex	11654484
●	27.5"	62-584	27.5x2.40	V-Guard	Tube	E-50	Black+Reflex	11654485
●	28"	42-622	28x1.60	V-Guard	Tube	E-50	Black+Reflex	11654486
●	28"	47-622	28x1.75	V-Guard	Tube	E-50	Black+Reflex	11654487
●	28"	50-622	28x2.00	V-Guard	Tube	E-50	Black+Reflex	11654488
●	29"	57-622	29x2.25	V-Guard	Tube	E-50	Black+Reflex	11654489

WIRED - HS 630

	ETRTO	SIZE	VERSION	SEAL	E-BIKE	COLOUR	ART. #	
●	26"	50-559	26x2.00	RaceGuard	Tube	E-50	Black+Reflex	11159534
●	27.5"	57-584	27.5x2.25	RaceGuard	Tube	E-50	Black+Reflex	11159539
●	27.5"	62-584	27.5x2.40	RaceGuard	Tube	E-50	Black+Reflex	11159540
●	28"	42-622	28x1.60	RaceGuard	Tube	E-50	Black+Reflex	11159535
●	28"	47-622	28x1.75	RaceGuard	Tube	E-50	Black+Reflex	11159536
●	28"	50-622	28x2.00	RaceGuard	Tube	E-50	Black+Reflex	11159537
●	29"	57-622	29x2.25	RaceGuard	Tube	E-50	Black+Reflex	11159541

COMPOUND ● ADDIX



CARGO



NEW

E50

SMART SAM CARGO

The cargo tire for the combination of on- and offroad

- Perfect choice outside urban regions
- Smart Sam profile guarantees good rolling resistance and safety off-road
- Suitable for very high loads
- Most reliable puncture protection for cargo bikes thanks to six-ply 67-EPI Super Defence casing



PERFORMANCE LINE, WIRED – HS 624

	ETRTO	SIZE	VERSION	SEAL	E-BIKE	COLOUR	ART. #	
●	20"	60-406	20x2.35	Super Defence	Tube	E-50	Black+Reflex	11159600.01
●	24"	60-507	24x2.35	Super Defence	Tube	E-50	Black+Reflex	11159601.01
●	26"	60-559	26x2.35	Super Defence	Tube	E-50	Black+Reflex	11159601.01
●	27.5"	60-584	27.5x2.35	Super Defence	Tube	E-50	Black+Reflex	11159603.01

COMPOUND ● ADDIX e





MTB



NEW

E25

RICK XC PRO

The perfect choice for XC races where every (tenth of a) second counts

- Developed together with Olympic silver medallist Mathias Flückiger
- Combines grip and low rolling resistance like no other Schwalbe XC tire
- Reinforced transition area between centre and shoulder blocks for best SnakeBite protection
- Closes the gap between Racing Ralph and Thunder Burt, as it is faster than Racing Ralph and grippier than Thunder Burt



PRO, FOLDING - HS 635

	ETRTO	SIZE	VERSION	SEAL	E-BIKE	COLOUR	ART. #	
●	29"	57-622	29x2.25	Race	TLR	E-25	Transparent	11654520
●	29"	57-622	29x2.25	Race	TLR	E-25	Black	11654569
●	29"	62-622	29x2.40	Race	TLR	E-25	Transparent	11654521
●	29"	62-622	29x2.40	Race	TLR	E-25	Black	11654568

COMPOUND ● Speed ● Speedgrip



NEW

E50

JOHNNY WATTS LR

The enduring one

- The proven profile of Johnny Watts in the special „Long-Range“ version
- Optimised for low rolling resistance: leads to even more range at the same speed



PERFORMANCE LINE, WIRED - HS 604

	ETRTO	SIZE	VERSION	SEAL	E-BIKE	COLOUR	ART. #
● 27.5"	60-584	27.5x2.35	Performance	Tube	E-50	Black+Reflex	11159521
● 27.5"	65-584	27.5x2.60	Performance	Tube	E-50	Black+Reflex	11159520
● 29"	60-622	29x2.35	Performance	Tube	E-50	Black+Reflex	11159519
● 29"	65-622	29x2.60	Performance	Tube	E-50	Black+Reflex	11159518

COMPOUND ● ADDIX

NEW

E50

ADVANCER HYBRID

The entry-level SUV tyre

- Affordable SUV and ATB tyre for all surfaces
- Closed centre area for whisper-quiet rolling, low rolling resistance and long durability
- Open side area for good off-road tootthing



WIRED - HS 636

	ETRTO	SIZE	VERSION	SEAL	E-BIKE	COLOUR	ART. #	
●	27,5"	54-584	27.5x2.10	PuctureGuard	Tube	E-50	Black+Reflex	11159587.01
●	27,5"	57-584	27.5x2.25	PuctureGuard	Tube	E-50	Black+Reflex	11159586.01
●	27,5"	60-584	27.5x2.35	PuctureGuard	Tube	E-50	Black+Reflex	11159551.01
●	27,5"	65-584	27.5x2.60	PuctureGuard	Tube	E-50	Black+Reflex	11159552.01
●	29"	54-622	29x2.10	PuctureGuard	Tube	E-50	Black+Reflex	11159585.01
●	29"	57-622	29x2.25	PuctureGuard	Tube	E-50	Black+Reflex	11159584.01
●	29"	60-622	29x2.35	PuctureGuard	Tube	E-50	Black+Reflex	11159553.01
●	29"	65-622	29x2.60	PuctureGuard	Tube	E-50	Black+Reflex	11159554.01

COMPOUND

● Green Compound



GRAVEL/ ROAD





NEW

SCHWALBE G-ONE COMP

The entry-level gravel tire

- Fast tread for gravel passages and urban use
- Good rolling resistance, high durability
- Continuous three-ply carcass for very good snakebite protection



WIRED - HS 634

	ETRTO	SIZE	VERSION	SEAL	COLOUR	ART. #	
●	28"	35-622	28x1.35 700x35C	K-Guard	Tube	Black	11159669.01
●	28"	40-622	28x1.50 700x40C	K-Guard	Tube	Black	11159599.01
●	28"	45-622	28x1.70 700x45C	K-Guard	Tube	Black	11159672.01
●	28"	50-622	28x2.00	K-Guard	Tube	Black	11159673.01

COMPOUND ● Green Compound



NEW

E25

SCHWALBE ONE 365 TLR

The all-season road bike tire

- Replaces Durano DD training tire
Newly developed with even more focus on riding dynamics and safety in all seasons
- Reinforced carcass provides greater puncture protection
- High-quality Addix 4-Season Compound:
 - Plenty of grip even at low temperatures
 - Good rolling resistance at all temperatures
- Black reflective stripes as a visual highlight and for additional safety on the road



PERFORMANCE LINE, FOLDING - HS 462

	ETRTO	SIZE	VERSION	SEAL	E-BIKE	COLOUR	ART. #	
●	28"	28-622	700x28C	RaceGuard	TLR	E-25	Black+Black Reflex	11654600
●	28"	32-622	28x1.25 700x32C	RaceGuard	TLR	E-25	Black+Black Reflex	11654601

COMPOUND ● ADDIX 4 Season

Schwalbe Headquarters
Ralf Bohle GmbH
51580 Reichshof
Germany
T +49 2265 1090
www.schwalbe.com

Schwalbe Nederland B.V.
2132 PX Hoofddorp
T +31 23 5555265
www.schwalbe.nl

Schwalbe Tyres UK Ltd.
Telford TF1 7ET
T +44 1952 602680
www.schwalbe.co.uk

Schwalbe North America
Ferndale, WA
T +1 888 700 5860
www.schwalbetires.com

Schwalbe France Sarl
38510 Morestel
T +33 4 74805842
www.schwalbe.fr

Schwalbe Italia S.R.L.
20864 Agrate Brianza (MB)
T +39 039 6058078
www.schwalbe.it

facebook.com/schwalbetires
instagram.com/schwalbetires

SCHWALBE 